

Effect Of Chemically Treated Aluminum Nitrate: Its Dielectric Studies Of Sisal Fiber Composite

Asif Jehan

Motilal Vigyan Mahavidhalya Bhopal (M.P.) India

Abstract

Aluminum oxide synthesized through sintering route. The present research work deals with Alrrite composite prepared using chemical reactions. Aluminum nitrates and ammonium chloride doped with sisal fiber has been prepared. The comparative studies of aluminum oxide were examined through dielectric measurement.

Key words: - Al_2O_3 , sintering method, dielectric measurement

1. Introduction

Aluminum oxides are chemical compounds composed of aluminum and oxygen. All together, there are sixteen known aluminum oxides and oxyhydroxides. [1-2] Aluminum (III) oxide or aluminum oxide is the inorganic compound with the formula Al_2O_3 . Powder metallurgy comprises a set of processes of forming having for common denominator a raw material in a powder form. The reduced aluminum powder is the most widely used material in powder metallurgy industry. LiAlO_2 has various crystalline structures such as α - LiAlO_2 , β - LiAlO_2 , γ - LiAlO_2 , Layered LiAlO_2 , Corrugated LiAlO_2 , Goethite type LiAlO_2 etc. The crystalline structure of LiAlO_2 depends mainly on the preparation methods. Many researches prepared LiAlO_2 with different structures. V.R. Galakhov et al. prepared α - LiAlO_2 with Fm-3m space group by using solid state reaction and M. Tabuchi et al. prepared α - LiAlO_2 with Fm3m space group by hydrothermal synthesis [3-5].

Similarly, β - LiAlO_2 , γ - LiAlO_2 and layered LiAlO_2 are prepared by hydrothermal synthesis and other methods. Corrugated LiAlO_2 and Goethite type LiAlO_2 are prepared by ion exchange method. In comparison with the conventional solid phase synthesis methods, hydrothermal method is one of the simplest and best methods to prepare lithium based cathode materials [6-9]. In case of the electrical properties of the oxides, grain boundaries play an important role. The measurement of conductivity and permittivity shows dispersion behavior which offers an opportunity to gain some information of ionic migration process. Considering the significance, the

electrical conductivity studies on various lithium-based oxides such as LiCoO_2 , LiCeO_2 , LiSmO_2 , Li_2SnO_3 , Li_2MnO_3 , LiMn_2O_4 , and $\text{Li}_2\text{V}_2\text{O}_5$, and others have been reported in the literature [10-13]. However, to the best of our knowledge, there are meager reports on electrical and dielectric properties of LiAlO_2 . A detailed study on the temperature and frequency depended electrical properties is necessary to understand the conduction mechanism in LiAlO_2 for effective utilization as cathode material in the fabrication of lithium ion batteries.

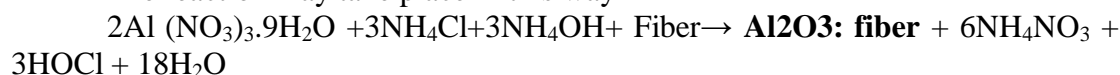
In the oxides of aluminum $\alpha\text{-Al}_2\text{O}_3$ is the most stable compound. For the non-existence of Al^{++} ions $\alpha\text{-Al}_2\text{O}_3$ has higher electrical resistivity than other oxides of aluminum such as Al_3O_4 , AlO , and Alrites. It has been reported, however, that at the temperature above 1200°C there is the possibility of the appearance of Al^{++} ions in $\alpha\text{-Al}_2\text{O}_3$. Thus for samples possessing both the conductive and less-conductive phases the Maxwell-Wagner interfacial polarizations are observed. With the surface modified by the use of mild reducing condition of sintering Hirbon reported the interfacial polarization in the sintered compacts of $\alpha\text{-Al}_2\text{O}_3$. On the other hand, in $\alpha\text{-Al}_2\text{O}_3$ containing other ions of different valences such as Ti^{++} ions polarizations due to permanent dipoles of $\text{Al}^{++}\text{-Al}^{+++}$ induced by Ti^{+4} ions were observed at very low temperature [14-18]

2. Material and method

2.1 Chemical treatment of fiber

Aluminum Nitrate ($\text{Al}(\text{NO}_3)_3 \cdot 9\text{H}_2\text{O}$) and ammonium chloride (NH_4Cl) was taken in the ratio 10:4 in 500 ml of distilled water. The mixture was stirred till a homogenous solution was obtained. In this mixture 10g of sisal fiber was added and then 1:1 solution of NH_4OH (liquid ammonia) was added to it then left the solution for one hour. Again the mixture thus obtained was dried and then annealed in muffle furnace at 1000°C and kept it at that temperature for 15 min.

The reaction may take place in this way



When aluminum nitrate reacts with ammonium chloride and ammonium hydroxide along with sisal fiber at 1000°C with ammonium nitrate and HO-Cl (hypochlorous acid) decomposed at such high temperature and only **aluminum oxide** is left.

2.2 Nature and structure of sample after firing

The material formed was found to in **solid crystals** in physical appearance. The sample appeared in powder form and it is like **white** in color.

3. Result and discussion

The electrical properties of the insulating material Al_2O_3 composite were measured by impedance analyzer these dielectric measurement of Al_2O_3 composite doped with

sisal fiber shown in fig 1-3 and 4-6. In the Fig 1 represents the graph between frequency and $\tan\delta$ and fig 2 shows the comparison between frequency and ϵ .

The dielectric constant ϵ and loss $\tan\delta$ of Al_2O_3 at room temperature 30°C are measured to be 1.9 to 1.3 respectively and are found to decrease with the increase in the frequency. The value of ϵ and $\tan\delta$ are found to differ with each other. In fig 1 the variation of dielectric constant at different frequencies with room temperature 30°C for Al_2O_3 is shown that it decreases considerably with increase in frequency.

This dielectric dispersion is attributed to the Maxwell and Wagner type of interfacial polarization in agreement with Koop's phenomenological theory [19]. Since polarization decreases with increasing frequency and reaches constant values, a decrease in dielectric constant with frequency is observed.

At lower frequencies, dielectric loss $\tan\delta$ is large and it decreases with increasing frequency. The $\tan\delta$ is the energy dissipation in the dielectric system, which is proportional to the imaginary part of the dielectric constant. An increase in loss factor at higher frequencies may be due to the series resistance of the electrodes, leads, etc [20-22].

While in fig 4, 5 & 6 is a comparison plot of variation of dielectric constant with different frequency at constant temperature shows an increase considerably with increase in frequency. It was observed from these figures that the dielectric constant increases continuously with increase in frequency for all the samples, followed with a frequency independent behavior.

The dielectric properties of Alumina are dependent upon several factors, including the method of preparation, chemical composition and grain structure, size and natural fiber (sisal fiber) and it contains cellulose, hemicelluloses, lignin and pectin. The observed dielectric behavior of our samples may also be due to the particle size effect and is also in concurrence with observation made by other Investigators [23-24]. The effect of electrical homogeneity fine grain structure and shape of the Alumina samples affect the dielectric properties [25]. It also presence the α impurities contributes towards the change in dielectric properties. The dielectric constant of 25-30 at 10 KHz and an increasing trend is observed at higher frequencies. This is normal behavior for high density fine chemically homogenous material [26].

The electronic exchange between Ammonium and aluminum ions didn't follow the path of frequency which is externally applied alternating beyond the critical frequency value. The dielectric behavior of samples which shown in graphs is because of its particle size effect [27]. If ϵ remains unaffected with increase in temperature then frequency also remains the same, which means that the local carriers are immobile. It is understood that the local charge carriers are immobile and the thermal activation is negligible. This further suggests that the samples possess a high chemical homogeneity and fine grain distribution. The presence of moisture, cellulose, hemicelluloses, lignin and pectin is also indicated by the electrical conductivity results. It is reported the presence of moisture plays an important role in the formation and stabilization of Al_2O_3 [28].

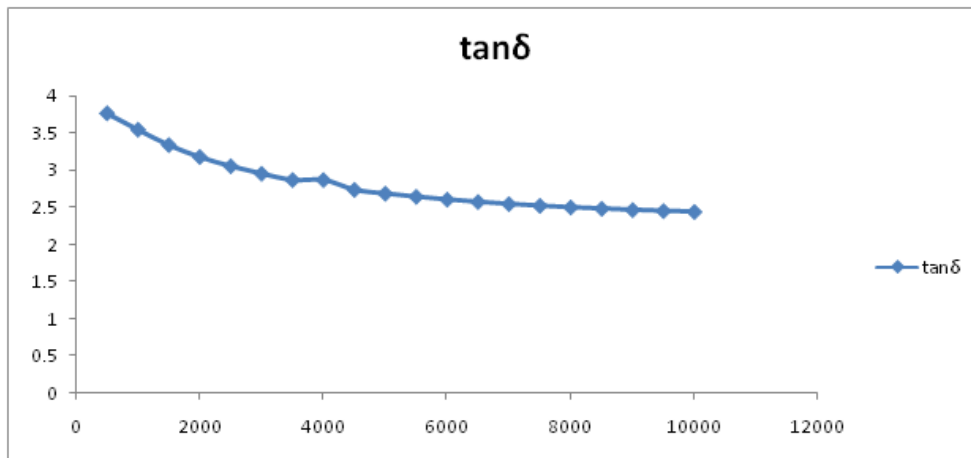


Fig 1

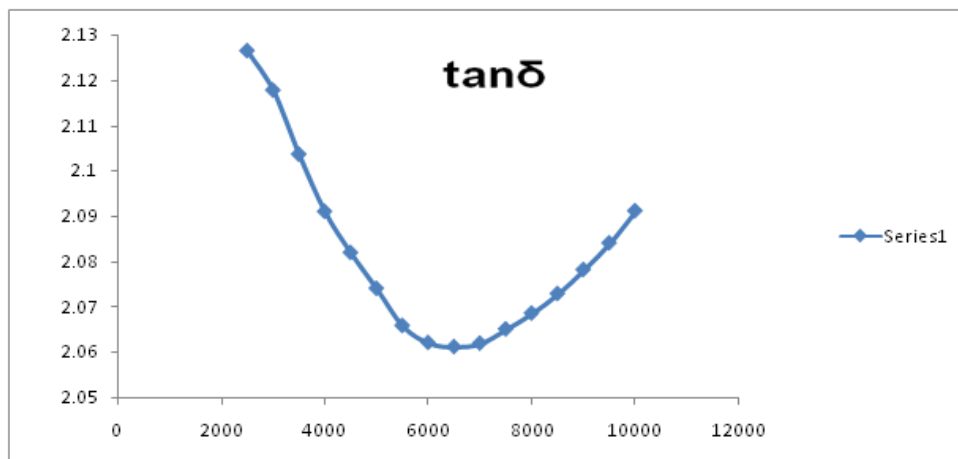


Fig 2

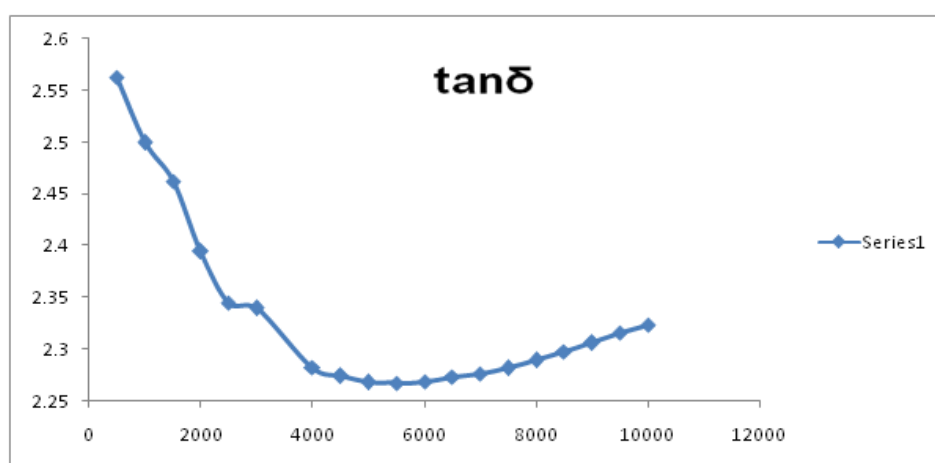


Fig 3

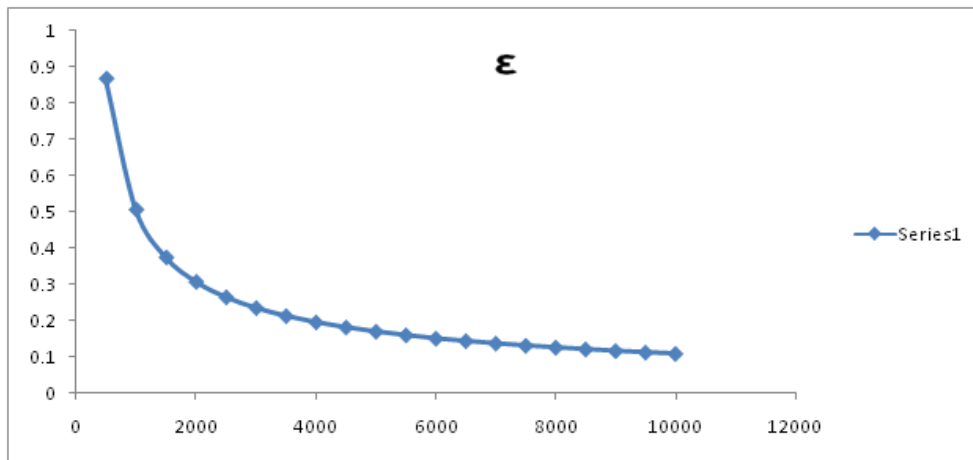


Fig 4

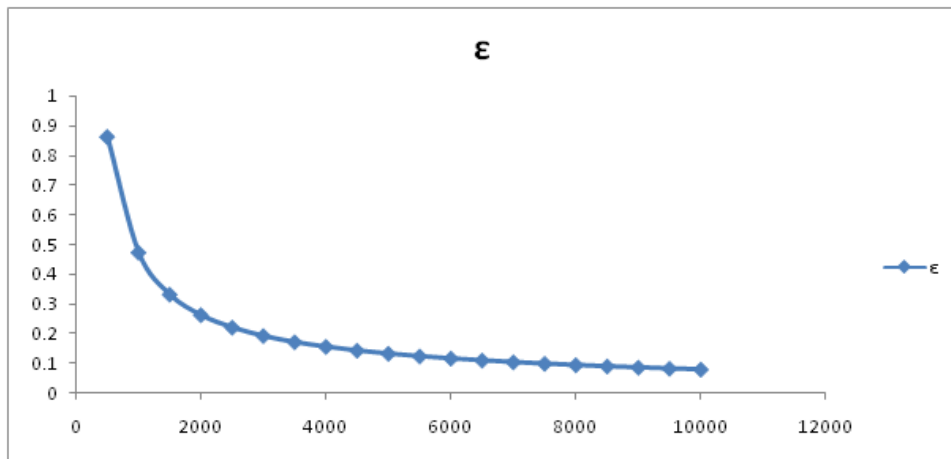


Fig 5

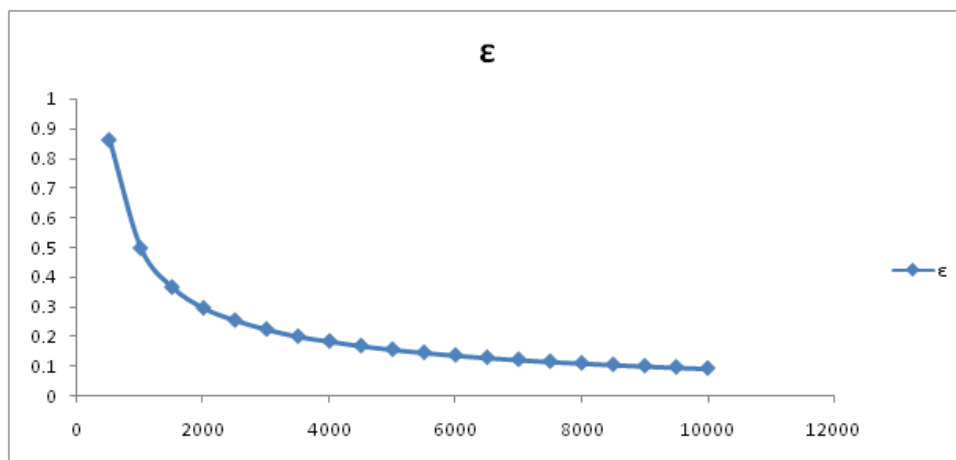


Fig 6

Conclusion

The effect of chemical homogeneity, fine grain structure, particle size and shape of the Alumina samples are understood to affect the properties of dielectric behavior. The presence of moisture, cellulose, hemicelluloses, lignin and pectin also contribute towards changes in dielectric properties.

References

1. Cornell, RM; Schwertmann, U (2003). *The aluminum oxides: structure, properties, reactions, occurrences and uses*. Wiley VCH. ISBN 3-527-30274-3.
2. Bienvenu, Y., Rodrigues, S. *Manufacture of Metal Powders from Pulverulent Waste, ENSMP, Centre des matériaux, CNRS UMR 7633, France* (2007).
3. Lee, Y.S.; Sato, S.; Tabuchi, M.; Yoon, C.S.; Sun, Y.K.; Kobayakawa, K.; Sato, Y. *lectrochem. Commun.* 2003, 5, 549. DOI: 10.1016/S1388-2481(03)00118-8
4. Masaaki Hirayama.; Hiroki Tomita.; Kei Kubota.; Ryoji Kanno.; *J. Power Sources* 2011, 196, 809. DOI: 10.1016/j.jpowsour.2010.10.009
5. Galakhov, V.R.; Kurmaev, E.Z.; Uhlenbrock, S. *Solid State Commun.* 1995, 95, 347. DOI: 10.1016/0038-1098(95)00279-0
6. Michele Catti.; Merced Montero-Campillo.; *J. Power Sources* 2011, 196, 3955. DOI: 10.1016/j.jpowsour.2010.11.062
7. Santos-Pena, J.; Crosinier, O.; Brousse, T. *Electrochimica Acta* 2010, 55, 7511. DOI: 10.1016/j.electacta.2009.12.069
8. Lee, Y.S.; Sato, S.; Tabuchi, M. *Electrochem. Commun.* 2003, 5, 549. DOI: 10.1016/S1388-2481(03)00118-8
9. Ashutosh Tiwar.; Ajay Mishra, K.; Hisatoshi Kobayashi.; Anthony Turner, P.F. Wiley, USA, ISBN 978-04-709387-99, 2012.
10. Prabu, M.; Selvasekarapandian, S.; Kulkarni, A.R.; Hirankumar, G.; Sanjeeviraja, C. *J. Rare Earths* 2010, 28, 435. DOI: 10.1016/S1002-721(09)60128-9
11. Prabu, M.; Selvasekarapandian, S.; Kulkarni, A. R; Hirankumar, G.; Sakunthala. A. *Solid State Ionics* 2010, 16, 317. DOI : 10.1007/s11581-010-0420-7
12. Sung-Woo Kim,.; Su-Il Pyun. *J. Electroanalytical. Chem.* 2002, 528, 114. DOI: S0022-0728(02)00900-2
13. Vijayakumar, M.; Selvasekarapandian, S.; Kesavamoorthy, R.; Koichi Nakamura.; Tatsuo Kanashiro. *Mater. Lett.* 2003, 57, 3618. DOI: 10.1016/S0167-577X(03)00137-X
14. P. M. Hansen, *Constitution of Binary Alloys*, McGraw Hill Book Company New York, (1958) 688.
15. J. C. Maxwell, *Electricity and Magnetism*, Oxford University Press, London (1873), vol. 1, Sec. 328.
16. K. W. Wagner, *Ann. Physik*, 40, 817 (1913); *Arch Electroch.* 2, 371 (1914).

17. R. B. Hirborn, J. App. Phys. 36, 1553 (1965).
19. Maxwell J C. Electricity and magnetism. London: Oxford University Press, 1993: 828
20. Sawant V S, Shinde S S, Deokate R J, et al. Effect of calcining temperature on electrical and dielectric properties of cadmium stannate. Appl Surf Sci, 2009, 255: 6675
21. Babar A R, Shinde S S, Moholkar A V, et al. Electrical and dielectric properties of co-precipitated nanocrystalline tin oxide. J Alloys Compd, 2010, 505: 743
22. Goswami A, Goswami A P. Dielectric and optical properties of ZnS films. Thin Solid Films, 1973, 16: 175
23. J. Volger, Philips tech. Rdsch. 22, 306 (1960/61
24. Das and Pramanik 1998; Rane etal2001
25. Murthy 1990
26. Katsumi etal1975
27. Vijay a hiremath and A Venkataraman 2002
28. Rehman and Venkataraman 2002

